

# Boutique en ligne : guide d'utilisation

## 1. Commandes par produit

Cliquez sur **Produits** et faites votre choix. La page suivante s'affiche :





The screenshot shows the AMANN online store interface. At the top, there is a dark navigation bar with user information (PETER ROSTEK), account options (MY ACCOUNT, TO CART, SIGN OUT), language (ENGLISH), and contact information (Order- and Servicehotline: Phone +49 7143 277 0). Below this is a search bar and a shopping cart icon showing '1 Item(s)'. The main navigation bar is blue with 'HOME', 'PRODUCTS', and 'APPLICATION' links. The breadcrumb trail indicates the current page is 'saba'. The product image shows three spools of blue thread. The product description includes the name 'saba', the material 'Polyester/polyester core spun', and a list of features: AMANN's all-rounder, high-performing, outstanding sewing behaviour, ideal abrasion resistance and strength properties, great in tickets and colours, textile look, for closing and topstitch seams, and for matt embroideries. A red box highlights the 'Select Product' button, and a callout box with the number '1' points to it.

Étape	Action
1	Cliquez sur <b>Sélectionnez le produit</b>

**Product: sabaC**

Ticket No. / size:

Make-Up:

Co =  FS/KS =  XW =  SSP = 

WR = wasserabweisend / water-repellent

Colorspace: Please select the colorspace or enter a color code:

Green  Blue  Pink  Neon  White  Orange  yellow  Black  Red  Violet  Turquoise  Brown  Gray

Color: 2002	<input type="radio"/>	Color: 2000	<input type="radio"/>	Color: 1000	<input checked="" type="radio"/>
Color: 0778	<input type="radio"/>	Color: 0776	<input type="radio"/>	Color: 5018	<input type="radio"/>
Color: 1161	<input type="radio"/>	Color: 3000	<input type="radio"/>	Color: 0528	<input type="radio"/>
Color: 1384	<input type="radio"/>	Color: 0129	<input type="radio"/>	Color: 0781	<input type="radio"/>
Color: 1209	<input type="radio"/>	Color: 0780	<input type="radio"/>	Color: 1454	<input type="radio"/>
Color: 0140	<input type="radio"/>	Color: 0141	<input type="radio"/>	Color: 0114	<input type="radio"/>
Color: 0115	<input type="radio"/>	Color: 1102	<input type="radio"/>	Color: 3361	<input type="radio"/>
Color: 0113	<input type="radio"/>	Color: 0120	<input type="radio"/>	Color: 0607	<input type="radio"/>
Color: 0118	<input type="radio"/>	Color: 1130	<input type="radio"/>	Color: 1504	<input type="radio"/>
Color: 0891	<input type="radio"/>	Color: 0782	<input type="radio"/>	Color: 0000	<input type="radio"/>

Your selection: Color: 1000 Qty:

Étape	Action
2	Choisissez <b>le titrage / la taille</b>
3	Choisissez le <b>Conditionnement</b>
4	Saisissez le <b>Code Coloris</b> ou choisissez une <b>palette de coloris</b>
5	Choisissez le <b>Coloris</b>
6	Saisissez la <b>quantité</b>
7	Cliquez sur <b>Ajouter au panier</b>

## 2. Commandes express

HOME
PRODUCTS
APPLICATION

**User account**

- Account Dashboard
- Account Information

**Company**

- Shipping addresses
- Billing addresses


**Order functions**

- My Orders
- My carts
- Speed order
- Cart import

Welcome to AMANN Group, your globally leading producer of high-quality sewing and embroidery threads.

In our webshop, you get all information about the offered products quickly and you can order them without any effort. In case you still have questions, we will be glad to assist you via +49 (0)7143 277 0.

Thank you for your visit and have a pleasant time in our webshop!



Étape	Action
1	Cliquez sur <b>Commande express</b>

HOME
PRODUCTS
APPLICATION

Order functions > Speed order

**User account**

- Account Dashboard
- Account Information

**Company**

- Shipping addresses
- Billing addresses

**Order functions**

- My Orders
- My carts
- Speed order
- Cart import

### Speed Order

Please enter parts of the known sku or description.

**Direct input:**

SKU

**or:**

**select product data individually:**

Product group:  Ticket No.:  Color code:  Make-Up:   
600 M FS0  
2500 M FS1

Pos	SKU	Product group	Strength	Color code	Presentation	Qty
No Items selected						

[Add all to cart](#)

2 façons de procéder :

- 1) **Saisie directe** de la référence produit
- 2) Sélection par **Gamme de produit / Titrage / Code coloris / Conditionnement**

### 3. Commandes via l'historique de commandes

HOME PRODUCTS APPLICATION

User account > My Orders

**User account**

- Account Dashboard
- Account Information

**Company**

- Shipping addresses
- Billing addresses

**Order functions**

- My Orders**
- My carts
- Speed order
- Cart import

#### My Orders

for company 'Amann & Sohne GmbH & Co. KG (0000173175)'

4 Item(s) Show: 10 per page

Order	Date	Client	Order Total	
2000000333 Ext. Order Id: 0051296727 Custom Order Id: TEST Vorkasse	4/25/18	Margitta Krämer	€4.93	<a href="#">View Order</a> <a href="#">Reorder</a>
2000000327 Custom Order Id: TEST Vorkasse WS	4/23/18	Margitta Krämer	€5.39	<a href="#">View Order</a> <a href="#">Reorder</a>
2000000312 Custom Order Id: 123456	4/17/18	Margitta Krämer	€5.39	<a href="#">View Order</a> <a href="#">Reorder</a>
2000000219	2/16/18	Margitta Krämer	€4.99	<a href="#">View Order</a> <a href="#">Reorder</a>


[Back](#)

Étape	Action
1	Cliquez sur <b>Mes Commandes</b>
2	Choisissez une commande dans la liste et <b>Recommandez</b>

## 4. Panier - Paiement

The screenshot shows the checkout process with the following elements highlighted by numbered callouts:

- 5:** Shopping cart icon and 'Go To' button.
- 4:** 'Actions' dropdown menu.
- 4:** Billing and Shipping address dropdown menus.
- 1:** 'Your personal information' section, specifically the 'Order number' input field.
- 2:** Product list table, specifically the quantity input field.
- 3:** 'Remove Product' button in the product list.
- 3:** 'Flush' button at the bottom of the product list.
- 7:** 'Order now' button in the summary section.

Item	Price	Qty	St
 sabaC Polyester/Polyester, core spun - 1000 - 1000 M XW SKU: 1159-1000 Ticket-No: 80 Notice: This package size contains 10 spools Estimated shipping date: 11.06.2018	€19.96	1	€19.96

**Summary**

Subtotal	€19.96
Freight charges	€5.00
Tax	€5.69
<b>Total Amount</b>	<b>€30.65</b>

Shipping Method: Shipping with standard parcel service

Étape	Action
1	Important : Vous pouvez choisir votre propre <b>Numéro de commande</b> (facultatif)
2	Vous pouvez <b>changer la quantité</b>
3	Vous pouvez <b>Supprimer un produit</b> ou <b>Vider le panier</b>
4	Choisissez votre <b>Adresse de Facturation</b> et votre <b>Adresse de Livraison</b>
5	Dans la rubrique « Aller Vers », vous avez plusieurs choix : <b>Mon panier</b> , <b>Commande express</b> ou <b>Importer le panier</b>
6	Dans la rubrique « Actions », vous avez deux options : <b>Vider le panier</b> et <b>Enregistrer le panier</b>
7	En cliquant sur <b>Commander maintenant</b> , vous passez la commande